


# Components

03.2021

Before assembling, be sure you have the following pieces:



Top (1)



Legs (4)

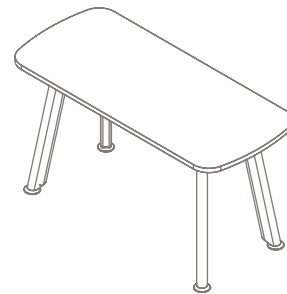


Bolts (24)



Allen wrench (1)

SHOP WITH

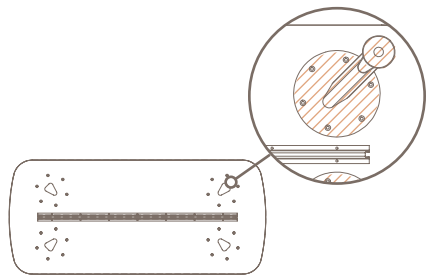


# Heya

Assembly instructions

## Step 1:

1. Line up legs with predrilled inserts on table top



## Step 2:

2. Install bolts through the mounting plate to attach legs to top

