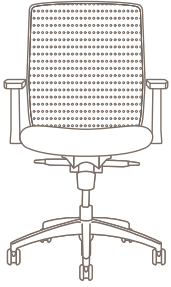


SHOP WITH

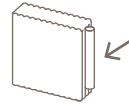


# Airus

Assembly instructions

## Components

Cylinder located  
in air-filled bag



Seat (1)



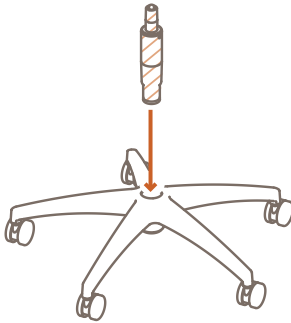
Base (1)



Cylinder (1)

## Step 1

1. Slide cylinder into the center of the base and give it a push to set it in position.



## Step 2

2. With the base sitting on the floor, firmly hold the seat and back assembly, align the mechanism with the cylinder and push into place until seated. The cylinder is seated when you can lift the chair and the cylinder stays in the mechanism.

